

MYERS-BRIGGS TYPE INDICATOR® STEP II

Interpretive Report

by Naomi L. Quenk, Ph.D., and Jean M. Kummerow, Ph.D.



report prepared for

May 15, 2003



Published by Consulting Psychologists Press, Inc.



THE MBTI® Personality Assessment

This Step II report is an in-depth, personalized description of your personality preferences, derived from your answers to the Myers-Briggs Type Indicator® (Form Q) instrument. It includes your Step I results (your four-letter type), along with your Step II results, which show some of the unique ways that you express your Step I type.

The MBTI® instrument was developed by Isabel Myers and Katharine Briggs as an application of Carl Jung’s theory of psychological types. This theory suggests that we have opposite ways of gaining energy (Extraversion or Introversion), gathering or becoming aware of information (Sensing or Intuition), deciding or coming to a conclusion about that information (Thinking or Feeling), and dealing with the world around us (Judging or Perceiving).

<ul style="list-style-type: none"> ■ If you prefer Extraversion, you focus on the outside world to get energy through interacting with people and/or doing things. 	<ul style="list-style-type: none"> ■ If you prefer Introversion, you focus on the inner world and get energy through reflecting on information, ideas, and/or concepts.
<ul style="list-style-type: none"> ■ If you prefer Sensing, you notice and trust facts, details, and present realities. 	<ul style="list-style-type: none"> ■ If you prefer Intuition, you attend to and trust interrelationships, theories, and future possibilities.
<ul style="list-style-type: none"> ■ If you prefer Thinking, you make decisions using logical, objective analysis. 	<ul style="list-style-type: none"> ■ If you prefer Feeling, you make decisions to create harmony by applying person-centered values.
<ul style="list-style-type: none"> ■ If you prefer Judging, you tend to be organized and orderly and to make decisions quickly. 	<ul style="list-style-type: none"> ■ If you prefer Perceiving, you tend to be flexible and adaptable and to keep your options open as long as possible.

It is assumed that you use each of these eight parts of your personality but prefer one in each area, just as you have a natural preference for using one hand rather than the other. No preference pole is better or more desirable than its opposite.

The MBTI instrument is not a measure of your skills or abilities in any area. Rather it is a way to help you become aware of your particular style and to better understand and appreciate the helpful ways that people differ from one another.

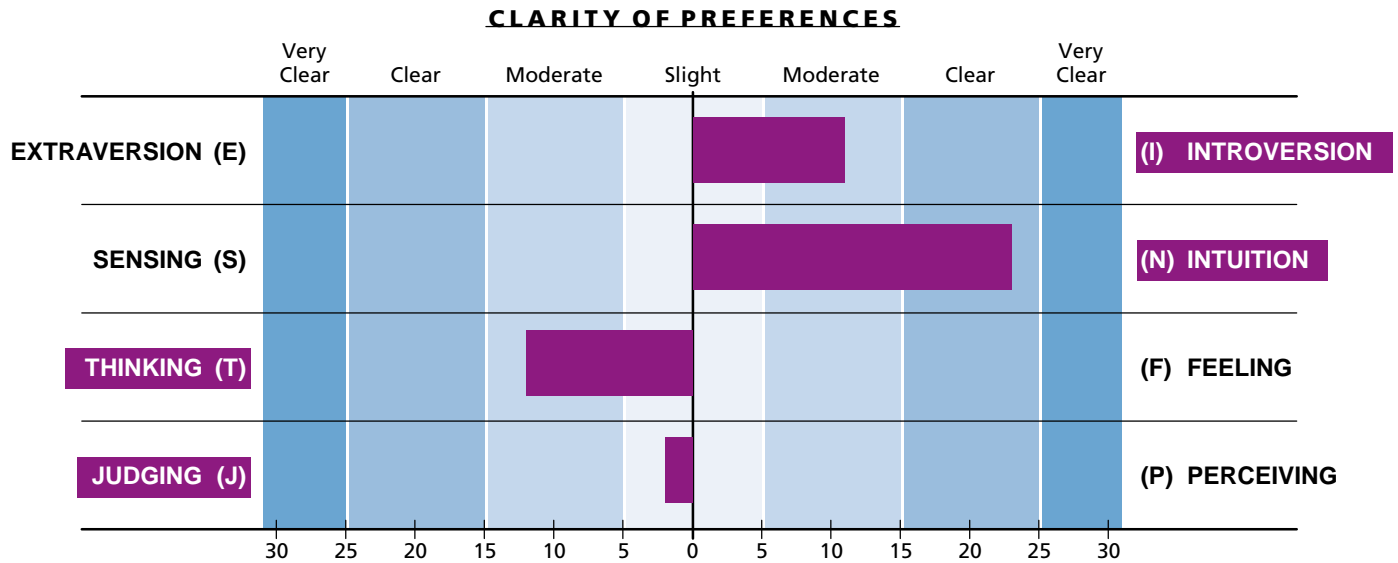
YOUR REPORT CONTAINS:

- Your Step I Results 3
- Your Step II Facets 4–8
- Applying Step II to Communicating 9
- Applying Step II to Making Decisions 10
- Applying Step II to Managing Change 11
- Applying Step II to Managing Conflict 12
- How the Parts of Your Personality Work Together 13–14
- Integrating Step I and Step II 15
- Using Type to Gain Understanding 15
- Overview of Your Results 16
- Further Reading 17



Your Step I Results

The graph below and the paragraphs that follow it provide information about the personality type you reported. Each of the four preferences you indicated is shown by a bar on that side. The longer the bar, the more clearly you have expressed that preference.



Your type came out to be
INTJ
 (Introversion, Intuition, Thinking, Judging)

INTJs are typically innovators in their fields. They trust their inner vision of how things fit together and relentlessly move their ideas to action. They would rather spend time on what they believe is important than on what's popular with others.

INTJs are independent and individualistic, and others may see them as stubborn at times. They move ahead with or without the support of others, and they have a single-minded concentration.

They like using logic to solve complex, challenging problems. Routine, everyday tasks bore them. They analyze and attempt to fit pieces together into a coherent whole.

Although INTJs are usually organized and follow through, they may sometimes ignore details that do not fit with their vision of the future. If these details are important, their ideas may not work as well as they would like.

INTJs are likely to be most satisfied in a work environment that values their insights and ideas and lets them work independently. People can count on them for their vision and innovative solutions to problems in their field.

DOES THIS TYPE FIT YOU?

Note the parts of the description above that fit you and any that don't. Your Step II results on the next pages may help to clarify any areas that do not describe you well. If the Step I type you reported does not fit, your Step II results may help suggest a different type that is more accurate for you.



Your Step II Facet Results

Your personality is complex and dynamic. Step II describes some of that complexity by showing your results on five different parts or facets of each of the MBTI instrument’s four pairs of opposite preferences shown below.

<p>EXTRAVERSION (E) ↔ (I) INTROVERSION</p> <p>initiating expressive gregarious active enthusiastic</p> <p>receiving contained intimate reflective quiet</p>	<p>SENSING (S) ↔ (N) INTUITION</p> <p>concrete realistic practical experiential traditional</p> <p>abstract imaginative conceptual theoretical original</p>
<p>THINKING (T) ↔ (F) FEELING</p> <p>logical reasonable questioning critical tough</p> <p>empathetic compassionate accommodating accepting tender</p>	<p>JUDGING (J) ↔ (P) PERCEIVING</p> <p>systematic planful early starting scheduled methodical</p> <p>casual open-ended pressure-prompted spontaneous emergent</p>

In reviewing your results, keep in mind that

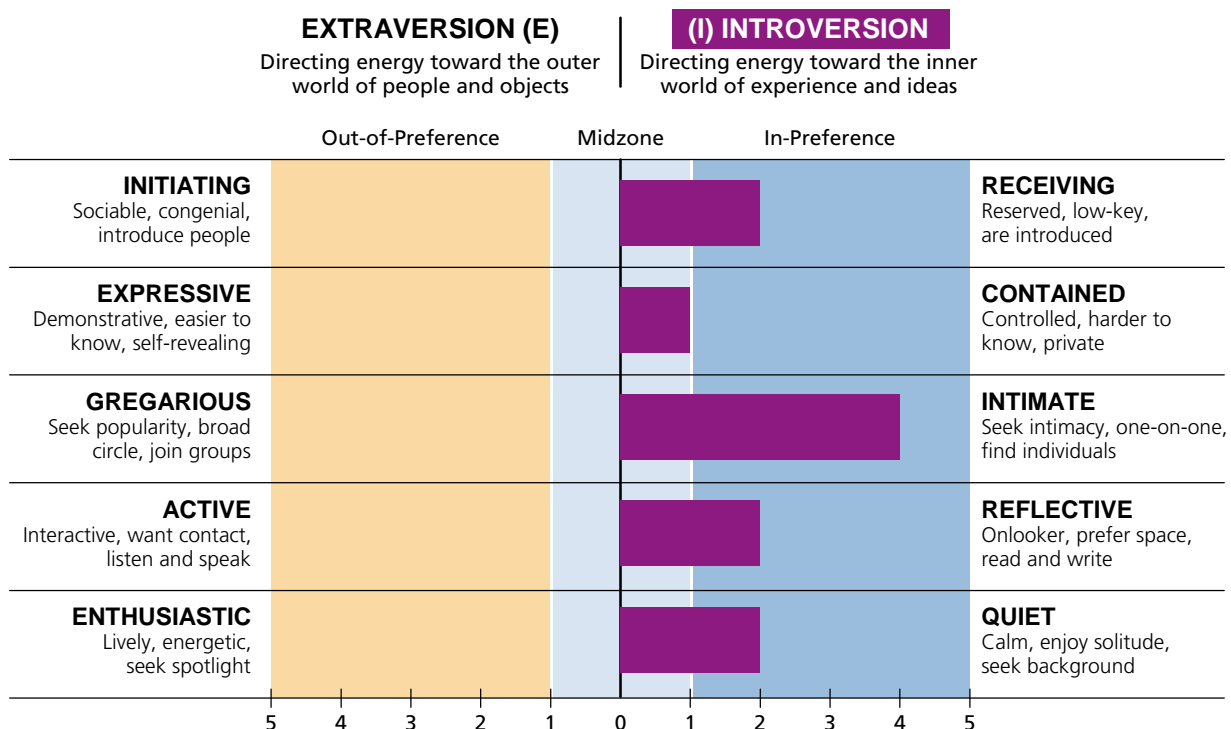
- Each facet has two opposite poles. You are more likely to favor the pole that is on the same side as your overall preference (an in-preference result)—for example, the Initiating pole if you prefer Extraversion, or the Receiving pole if you prefer Introversion.
- For any particular facet, you might favor a pole that is opposite to your overall preference (an out-of-preference result) or show no clear preference for either pole (a midzone result).
- Knowing your preferences on these twenty facets can help you better understand your unique way of experiencing and expressing your type.

HOW TO READ YOUR STEP II RESULTS

The next four pages (5–8) give you information for each set of facets. Each page has a graph of your results on the facets. The graph gives

- Brief definitions of the MBTI Step I preferences shown.
- The names of the five facet poles associated with each MBTI preference along with three descriptive words or phrases for each facet pole.
- A bar showing the pole you prefer or the midzone. The length of that bar shows how clearly you reported your preference for that pole. By looking at the graph, you can see whether your result on a facet is in-preference (scores of 2–5 on the same side as your preference), out-of-preference (scores of 2–5 on the side opposite your preference), or in the midzone (scores of 0 or 1).

Below the graph are statements that describe the characteristics of each in-preference, out-of-preference, or midzone result. To contrast your results, look at the three words or phrases that describe the opposite facet pole on the graph at the top of the page. If a set of statements does not seem to fit, perhaps you would be better described by the opposite pole or by the midzone.



Receiving (in-preference)

- Consider social obligations unimportant and leave them to others.
- Prefer in-depth discussion about important issues; hate small talk.
- May be seen by others as quiet and shy.
- Believe it is intrusive to set people up socially and don't want others to do it for you.
- Find telephone calls to be unwelcome interruptions.
- Prefer to be alone when you do have to make phone calls, especially social calls.

Expressive-Contained (midzone)

- Reveal personal information only after deciding you are comfortable with people knowing that much about you.
- Will discuss personal thoughts and feelings with people you know well.
- Keep personal thoughts and feelings to yourself in many circumstances; as a result, some people see you as hard to get to know.
- Will contribute freely when you know the topic well, even when conversation is with strangers.

Intimate (in-preference)

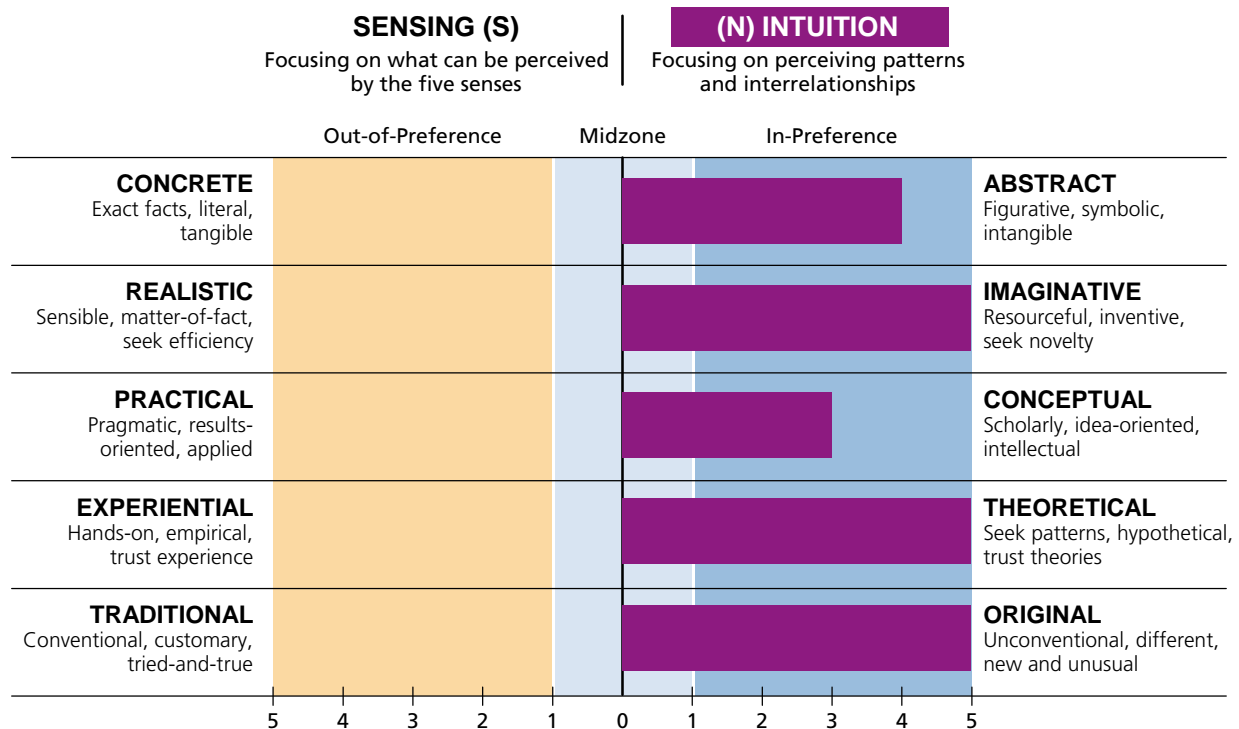
- Would rather relate to a few significant others than be in a large group.
- Draw sharp distinctions between friends and acquaintances.
- Seek in-depth involvement with individuals.
- Respect other's individuality and want the same respect in turn.
- Need to trust people before sharing much about yourself.

Reflective (in-preference)

- Prefer detached observation and reflection over active participation with the outer world.
- Learn and retain material better by reading it.
- Can concentrate better on written material than on someone talking.
- Feel more secure writing down your ideas than giving an oral presentation.

Quiet (in-preference)

- Prefer calm, serenity, even silence.
- Are bothered by noisy circumstances and places.
- Present yourself modestly and prefer to stay in the background.
- Don't feel the need to talk in a social situation.
- Find that your contributions are easily overlooked.
- Have a calming effect on groups.
- Like being with other quiet people.



Abstract (in-preference)

- Like to go beyond the surface and read between the lines.
- May use metaphors to explain your views.
- Consider context and interrelationships important.
- Make mental leaps and enjoy brainstorming.
- May find it hard to identify the evidence for your ideas.
- May find it hard to disengage from the tangents you've followed.

Imaginative (in-preference)

- Like ingenuity for its own sake.
- Want to experience what is innovative and different.
- Are resourceful in dealing with new and unusual experiences.
- Prefer not to do things the same way twice.
- Readily envision what is needed for the future and enjoy strategic planning.
- May enjoy humor and word games based on nuance.

Conceptual (in-preference)

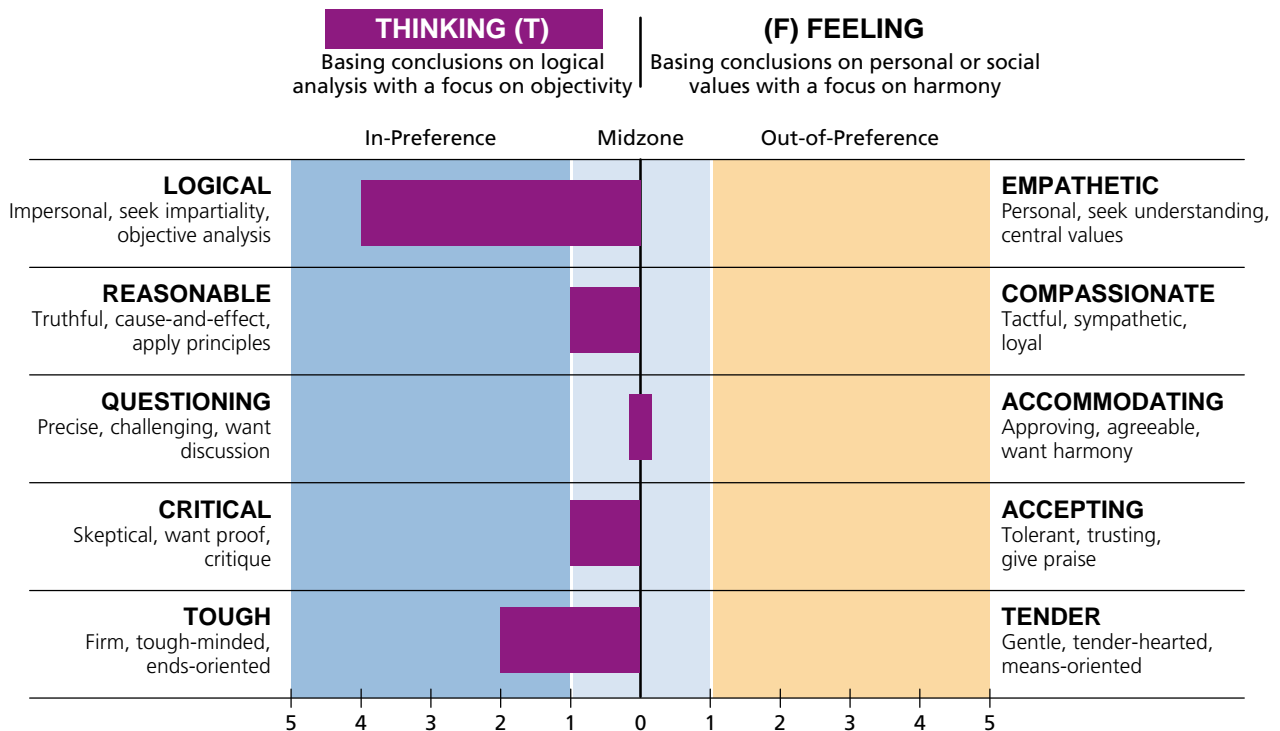
- Enjoy the role of scholar and thinker.
- Like acquiring new knowledge for its own sake.
- Value mental virtuosity.
- Focus on the concept, not its application.
- Prefer starting with an idea.
- Find that practical uses for your ideas may come as afterthoughts.

Theoretical (in-preference)

- Trust theory and believe it has a reality of its own.
- Enjoy dealing with the intangible.
- Like to invent new theories even more than applying your "old" ones.
- See almost everything as fitting into a pattern or theoretical context.
- Are future-oriented.

Original (in-preference)

- Place a high value on uniqueness.
- Need to demonstrate your own originality.
- Value cleverness and inventiveness.
- Would rather figure out your own way than read the directions.
- Will change things whether or not they work as they are.



Logical (in-preference)

- Believe that logical analysis is best for decision making.
 - Use sequential reasoning, with premises and defined rules, to reach consistent conclusions.
- Use hard data to make your decisions.
 - Focus on cause and effect.
 - Like to maintain clear boundaries between issues.
 - Can easily identify the pros and cons of an issue.

Reasonable-Compassionate (midzone)

- Make decisions based on both a concern for others and the logic of the situation.
 - May sometimes be seen as ambivalent.
- May vacillate when making your decision if using objective criteria will hurt someone important to you.

Questioning-Accommodating (midzone)

- Ask questions only in areas of interest.
 - Question and disagree in a style that is neither confrontational nor conciliatory.
- Hold questions until others have had a chance.
 - Become more confrontational and direct when an important value is threatened.

Critical-Accepting (midzone)

- Critique selected ideas and actions.
 - Readily see flaws in arguments.
- Clarify what's wrong and what's right in a situation.
 - May or may not critique out loud, depending on the circumstances.

Tough (in-preference)

- Like to use intellectual and interpersonal pressure to get your way.
 - Focus firmly on achieving your objective.
 - Often assume that alternatives don't exist or don't matter.
- Are very results-oriented and comfortable focusing on the bottom line.
 - Don't pay much attention to people's emotions and may be seen as cold.

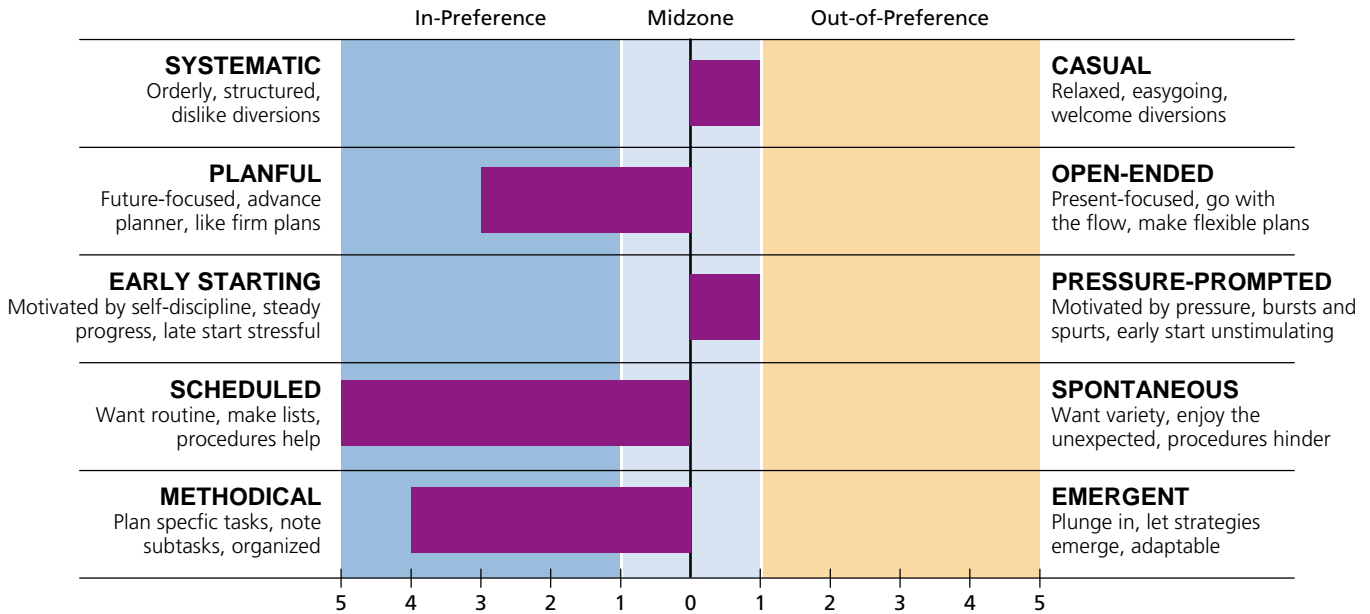


JUDGING (J)

Preferring decisiveness and closure

(P) PERCEIVING

Preferring flexibility and spontaneity



Systematic-Casual (midzone)

- Like a general plan with some contingencies.
- Find too much detail in a plan inhibiting.
- Don't mind interruptions if no agenda is in place.
- Dislike being distracted when involved in a project.
- Find that an advance plan permits comfortable deviation because you can always return to the plan.

Planful (in-preference)

- Like to make long-range plans, especially for leisure activities.
- Enjoy looking ahead and planning for the future.
- May enjoy the planning more than the doing.
- Feel that long-range planning makes you more efficient and ensures that things will happen the way you want.

Early Starting-Pressure-Prompted (midzone)

- Are likely to find it hard to get started on a task too much in advance of the deadline.
- Find the pressure of an approaching deadline motivating.
- Work best when the deadline is close enough to cause moderate pressure.
- Have some plans committed to paper as you get started.

Scheduled (in-preference)

- Are comfortable with routines and do not like them upset.
- Like established methods and procedures.
- Prefer to control how you spend your time.
- Enjoy scheduling both work and fun activities.
- Others may be more aware of your routines than you are.
- Appear rather predictable but like it that way.

Methodical (in-preference)

- Develop detailed plans for the task at hand.
- Define the subtasks of your work, including the order in which things should happen.
- Thoroughly prepare in precise ways, specifying all the steps needed to accomplish the goal.
- Are likely to deliver what you have prepared in advance with little deviation.



Applying Step II to Communicating

All aspects of your type influence how you communicate, especially as part of a team. Nine of the facets are particularly relevant to communication. Your preferences for these nine facets along with tips for better communication appear below.

In addition to the tips in the table, keep in mind that communication for every type includes

- Telling others what kind of information you need.
- Asking others what they need.
- Monitoring your impatience when other styles dominate.
- Realizing that others likely are not trying to annoy you when they use their own communication styles.

Your Facet Result	Communication Style	Enhancing Communication
Receiving	Focus on the task to be done rather than social expectations about introducing people.	Consider that sometimes the task may be better done when people know one another first.
Expressive–Contained Midzone	Share some of your reactions with others but not all of them.	Consider which people need to hear your reactions and which people don't.
Reflective	Like to communicate by reading and writing.	Recognize that your message might not get across unless you're willing to say it aloud.
Quiet	Experience your enthusiasms internally and don't show them to others.	Be aware that others will think you are uninterested; selectively let people know what really interests you.
Abstract	Talk about what you can infer from the here-and-now data.	Be open to the important details that you may be ignoring.
Questioning–Accommodating Midzone	Ask some questions comfortably as long as this does not impede group consensus.	Choose carefully when you need to agree or when you need to ask questions.
Critical–Accepting Midzone	Critique or accept depending on the importance of the issue.	Be aware that when you are stressed, you are more likely to be critical inappropriately.
Tough	Embody the phrase, "Let's get on with it!"	Be aware that sometimes your way of moving ahead may be wrong for the situation.
Methodical	Identify the steps and their order before starting a task.	Be tolerant of others who plunge in without identifying steps.

Applying Step II to Making Decisions

Effective decisions require gathering information from a variety of perspectives and applying sound methods of evaluating that information. The Step II facets give us specific ways to enhance our decision making, especially those facets related to Sensing, Intuition, Thinking, and Feeling. Below are general questions associated with those facets. The facet poles you prefer are in bold italics. If you are in the midzone, neither pole is italicized.

<p style="text-align: center;">SENSING</p> <p>Concrete: What do we know? How do we know it? Realistic: What are the real costs? Practical: Will it work? Experiential: Can you show me how it works? Traditional: Does anything really need changing?</p>	<p style="text-align: center;">INTUITION</p> <p><i>Abstract: What else could this mean?</i> <i>Imaginative: What else can we come up with?</i> <i>Conceptual: What other interesting ideas are there?</i> <i>Theoretical: How is it all interconnected?</i> <i>Original: What is a new way to do this?</i></p>
<p style="text-align: center;">THINKING</p> <p><i>Logical: What are the pros and cons?</i> Reasonable: What are the logical consequences? Questioning: But what about...? Critical: What is wrong with this? <i>Tough: Why aren't we following through now?</i></p>	<p style="text-align: center;">FEELING</p> <p>Empathetic: What do we like and dislike? Compassionate: What impact will this have on people? Accommodating: How can we make everyone happy? Accepting: What is beneficial in this? Tender: What about the people who will be hurt?</p>

Six different ways of evaluating information, called decision-making styles, have been identified based on two facets of the Thinking–Feeling dichotomy: Logical–Empathetic and Reasonable–Compassionate.

Your style is Logical and Reasonable.
This style means that you likely

- Trust the Thinking preference and readily make decisions based on logical analysis of data.
- May recognize the impact of your decisions on people and relationships but see that as secondary.
- Focus on accuracy to achieve a good decision.
- Are seen as precise, objective, and confident.
- Are sometimes seen as inflexible.

TIPS

In individual problem-solving, start by asking all the questions in the boxes above.

- Pay careful attention to the answers. The questions that are opposite to the ones in bold italics may be key since they represent perspectives you aren't likely to consider.
- Try to balance your decision-making style by considering the less preferred parts of your personality.

In group problem-solving, actively seek out people with different views. Ask for their concerns and perspectives.

- Do a final check to make sure that all the questions above have been asked and that different decision-making styles are included.
- If you are missing a perspective, make extra efforts to consider what it might add.

Applying Step II to Managing Change

Change seems to be inevitable and affects people in different ways. To help you deal with change,

- Be clear about what is changing and what is remaining the same.
- Identify what you need to know to understand the change and then seek out that information.

To help others deal with change,

- Encourage open discussion about the change; be aware that this is easier for some than others.
- Make sure that both logical reasons and personal or social values have been considered.

Your personality type also influences your style of managing change, particularly your results on the nine facets below. Review the facets and tips for enhancing your response to change.

Your Facet Result	Change Management Style	Enhancing Change Management
Expressive–Contained Midzone	Let others know some of your views about the change but keep some to yourself.	Be sensitive to your need to share or withhold your views in a particular circumstance and act accordingly.
Intimate	Discuss the changes and their impact on you only with those closest to you.	Consider sharing feelings with selected people outside your intimate circle.
Abstract	May make unwarranted inferences about the meaning of the change.	Check out your inferences with some facts and data.
Imaginative	Enjoy the novel aspects of the change and the resourcefulness it requires.	Recognize that there are real costs involved in pursuing novelty.
Theoretical	Put the change into a theoretical system.	Recognize that people’s experiences may not be explained adequately by your theory.
Original	Embrace change for the sake of change.	Be selective about what changes are really worth pursuing.
Tough	Will actively embrace or resist change, depending on whether you agree with it.	Step back and consider whether your stance will really get you what you want in the long run.
Planful	Plan as far in advance as possible for the changes.	Allow for the unexpected in your long-range plan—it will happen!
Methodical	Detail the many steps necessary to implement the changes.	Know that circumstances may require that carefully developed steps be changed in the moment.



Applying Step II to Managing Conflict

In working with others, conflicts are inevitable. People of different personality types may differ in what they define as conflict, how they react to it, and how they reach resolution. Although sometimes unpleasant, conflicts can lead to improved work situations and enhanced relationships.

Part of conflict management for every type includes

- Taking care of getting the work done while maintaining your relationships with the people involved.
- Recognizing that all perspectives have something to add, but any perspective used in its extreme and to the exclusion of its opposite will ultimately impede conflict resolution.

Some aspects of conflict management may be unique to your results on six Step II facets. The table below explains how your results on these facets may affect your efforts to manage conflict.

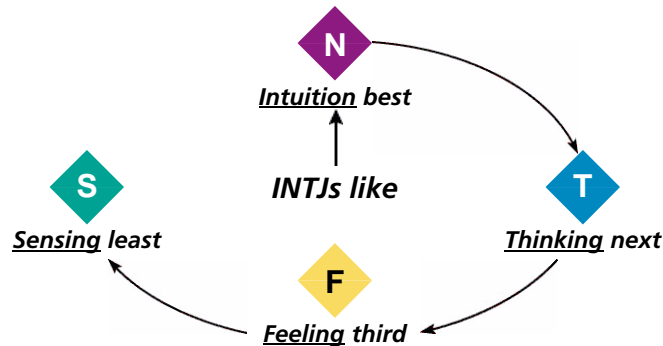
Your Facet Result	Conflict Management Style	Enhancing Conflict Management
Expressive– Contained Midzone	Discuss the conflict and your feelings about it but perhaps not immediately.	Notice the style of those you are with and attempt to match their needs to talk now or wait.
Intimate	Rely on yourself or a few trusted others in resolving the conflict.	Widen your circle to include others affected; they may have something valuable to contribute.
Questioning– Accommodating Midzone	Ask some questions for clarification before reaching agreement.	Be cautious that your style of questioning does not appear confrontational.
Critical–Accepting Midzone	Look for both what’s wrong and what’s right.	Point out both of these sides in a kind way.
Tough	Push to resolve the conflict immediately so that progress can be made.	Recognize that delays in implementation may be necessary to reach the goal.
Early Starting– Pressure-Prompted Midzone	Have a good sense of when to start in sufficient time so as to not upset co-workers.	Continue to monitor when you start on projects with others and be sensitive to their needs.

In addition to your facet results, your decision-making style (as explained on page 10) affects how you manage conflict. Your decision-making style is Logical and Reasonable. You are likely to focus on the logic of the situation, thinking others see it the same way. To make your efforts to manage conflict more effective, keep in mind that not all situations are win-lose and resist taking a competitive stance.

How the Parts of Your Personality Work Together

The essence of type involves the way information is gathered (Sensing and Intuition) and how decisions are made (Thinking and Feeling). Each type has favorite ways of doing those two things. The two middle letters of your four-letter type (S or N and T or F) show your favorite processes. Their opposites, whose letters don't appear in your four-letter type, are third and fourth in importance for your type. Remember—you use all parts of your personality at least some of the time.

Here's the way it works for INTJs:



USING YOUR FAVORITE PROCESSES

Extraverts like to use their favorite process mostly in the outer world of people and things. For balance, they use their second favorite in their inner world of ideas and impressions. Introverts tend to use their favorite process mostly in their inner world and to balance this with the use of their second favorite process in the outer world.

Thus INTJs use

- Intuition mainly internally to develop a unifying vision of what really matters.
- Thinking mainly externally to communicate their analyses and logical decisions to others.

USING YOUR LESS-FAVORED PROCESSES

When you frequently use the less-preferred parts of your personality, Feeling and Sensing, remember that you are working outside of your natural comfort zone. You may feel awkward, tired, or frustrated at these times. As an INTJ, you may focus exclusively on your own theories about the world at first, and then become fixated on minor, external details.

To bring back some balance, try the following:

- Take more breaks in your activities when you are using these less familiar parts of your personality—Feeling and Sensing.
- Make an effort to find time to do something enjoyable that involves using your favorite ways—Intuition and Thinking.



USING YOUR TYPE EFFECTIVELY

INTJs' preference for Intuition and Thinking makes them mostly interested in

- Exploring ideas and possibilities.
- Reaching logical conclusions about them.

They typically devote little energy to the less-preferred parts of their personality, Sensing and Feeling. These parts may remain inexperienced and be less available for use in situations where they might be helpful.

As an INTJ,

- If you rely too much on your Intuition, you are likely to miss the relevant facts and details and what past experience might suggest.
- If you make judgments exclusively using Thinking, you may forget to compliment people when you should and ignore the impact of your decisions on others.

Your personality type is likely to develop in a natural way over your life. As people get older, many become interested in using the less familiar parts of their personality. When they are in midlife or older, INTJs often find themselves devoting more time to things that were not very appealing when they were younger. For example, they report greater pleasure in tasks that require attention to facts and details and in personal relationships.

HOW THE FACETS CAN HELP YOU BE MORE EFFECTIVE

Sometimes a particular situation calls for using a less-preferred part of your personality. Your facet results can make it easier for you to temporarily adopt a less-natural approach. Begin by identifying which facets are relevant and which poles are more appropriate to use.

- If you are out-of-preference on one or more of the relevant facets, make sure to focus on using approaches and behaviors related to those out-of-preference facets.
- If you are in the midzone, decide which pole is more appropriate for the situation at hand and make sure you use approaches and behaviors related to that pole.
- If you are in-preference, ask someone at the opposite facet pole for help in using that approach or read a description of that pole to get clues for modifying your behavior. Once you have a good approach, resist shifting back into your comfort zone.

Here are two examples of how to apply these suggestions.

- If you are in a situation where your natural information-gathering style (Intuition) may not be appropriate, try to modify your Abstract approach (an in-preference result) by considering important facts and details you may have missed (Concrete).
- If you are in a situation where you might need to adapt your way of getting things done (Judging), try to modify your Scheduled approach to accomplishing tasks (an in-preference result) by asking yourself if staying open to unexpected events (Spontaneous) might lead to better results in this particular situation.

Integrating Step I and Step II

When you combine your Step I reported type and your Step II facet results, your individualized type description is

In-Preference **INTJ**

You either favored all of the facet poles associated with your MBTI preferences or had some facets with midzone results. If your Step I reported type (as described on page 3) fits you and your Step II facet results (pages 5–8) fit also, then you seem to have most of the characteristics of your type, INTJ. Thus your uniqueness within your type is likely based on characteristics not covered by these Step II results.

If, after reading all the information in this report, you don't think you have been accurately described, perhaps a different four-letter type or some variation on the facets will fit you better. To help you figure out your best-fit type,

- Focus on any type letters you thought were incorrect or on any pair of preferences on which you had midzone facet results.
- Read the type description for the type you would be if the letter or letters you question were the opposite preference. (See the reading list on page 17.)
- Consult your MBTI interpreter for suggestions.
- Observe yourself and ask others how they see you.

Using Type to Gain Understanding

Knowledge of type can enrich your life in several ways. It can help you

- Better understand yourself. Knowing your own type helps you understand the assets and liabilities of your typical reactions.
- Understand others. Knowing about type helps you recognize that other people may be different. It can enable you to see those differences as useful and broadening, rather than annoying and restricting.
- Gain perspective. Seeing yourself and others in the context of type can help you appreciate the legitimacy of other points of view. You can then avoid getting stuck in believing your way is the only way. No perspective is always right or always wrong.

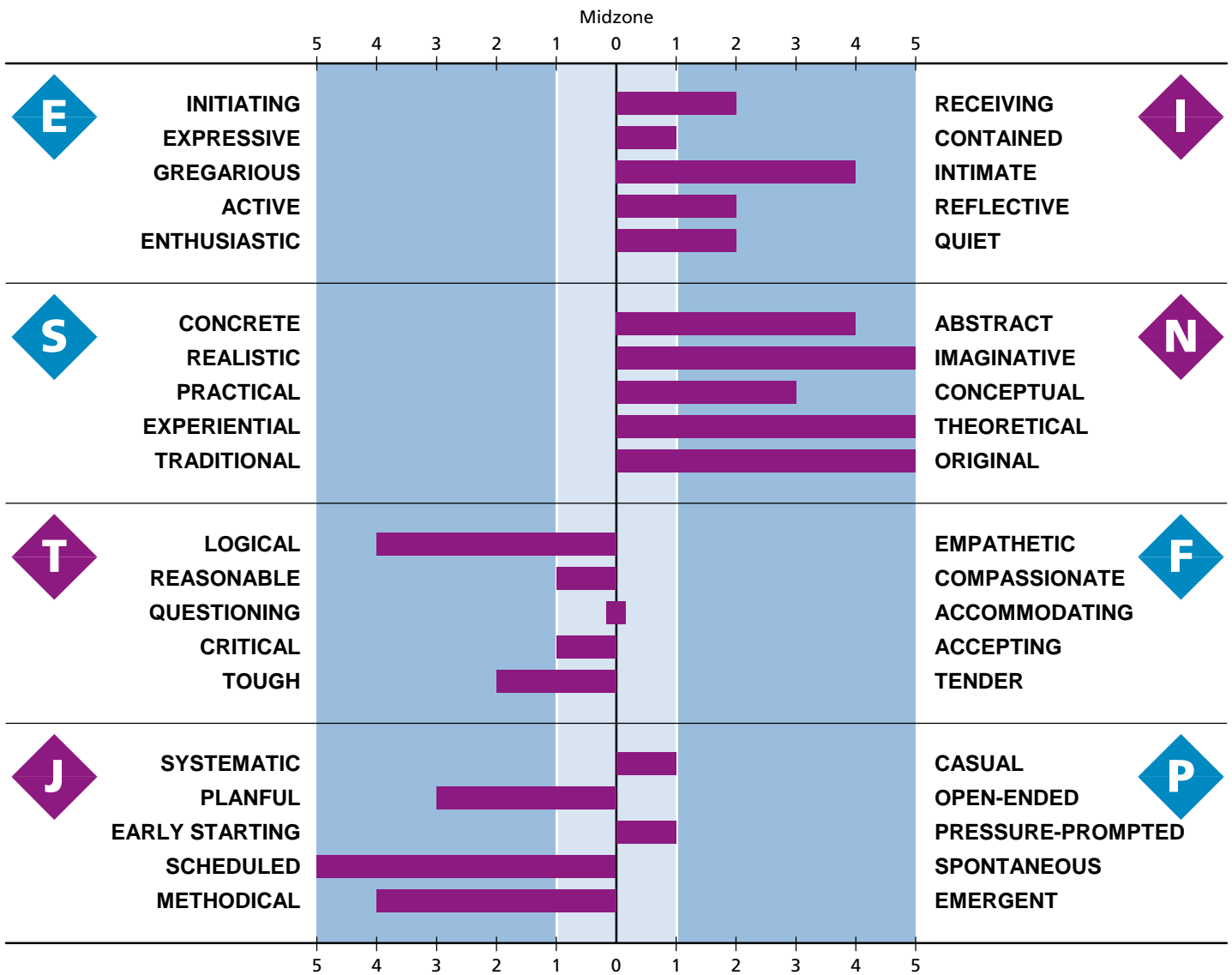
To further explore the theory and applications of type, consult the reading list on page 17. Observing yourself and others from the standpoint of type will enrich your understanding of personality differences and encourage constructive uses of those differences.

Overview of Your Results

STEP I: YOUR FOUR-LETTER TYPE

INTJs tend to be independent-minded, theoretical, and original. They have great drive for their own ideas and purposes. They are skeptical, critical, determined, and sometimes stubborn. In areas of expertise, they will develop systems to organize and carry through a project with or without help.

STEP II: YOUR RESULTS ON THE 20 FACETS



When you combine your Step I reported type and your Step II facet results, your individualized type description is

In-Preference
INTJ

Further Reading

GENERAL INFORMATION ON MBTI® STEP I AND STEP II INVENTORIES

- Hirsh, S. K., & Kummerow, J. M. (1998). *Introduction to type® in organizations* (3rd ed.). Palo Alto, CA: Consulting Psychologists Press, Inc.
- Hirsh, S. K., & Kummerow, J. M. (1989). *LIFETypes*. New York: Warner Books.
- Myers, I. B. (1998). *Introduction to type®* (6th ed.). Palo Alto, CA: Consulting Psychologists Press, Inc.
- Myers, I. B., with Myers, P. B. (1995). *Gifts differing*. Palo Alto, CA: Davies-Black Publishing, an imprint of Consulting Psychologists Press, Inc.
- Myers, I. B., McCaulley, M. H., Quenk, N. L., & Hammer, A. L. (1998). *MBTI® manual: A guide to the development and use of the Myers-Briggs Type Indicator®* (3rd ed.). Palo Alto, CA: Consulting Psychologists Press, Inc.
- Quenk, N. L. (2000). *Essentials of Myers-Briggs Type Indicator® assessment*. New York: Wiley.
- Quenk, N. L., Hammer, A. L., & Majors, M. M. (2001). *MBTI® Step II manual: Exploring the next level of type with the Myers-Briggs Type Indicator® Form Q*. Palo Alto, CA: Consulting Psychologists Press, Inc.

APPLICATIONS OF TYPE (PAGES 9–12)

- Barger, N. J., & Kirby, L. K. (1995). *The challenge of change in organizations: Helping employees thrive in the new frontier*. Palo Alto, CA: Davies-Black Publishing, an imprint of Consulting Psychologists Press, Inc.
- Fitzgerald, C., & Kirby, L. K. (eds.). (1997). *Developing leaders: Research and applications in psychological type and leadership development*. Palo Alto, CA: Davies-Black Publishing, an imprint of Consulting Psychologists Press, Inc.
- Hirsh, S. K., with Kise, J. A. G. (1996). *Work it out. Clues for solving people problems at work*. Palo Alto, CA: Davies-Black Publishing, an imprint of Consulting Psychologists Press, Inc.
- Kummerow, J. M., Barger, N. J., & Kirby, L. K. (1997). *WORKTypes*. New York: Warner Books.

TYPE DYNAMICS AND DEVELOPMENT (PAGES 13–14)

- Myers, K. D., & Kirby, L. K. (1994). *Introduction to type® dynamics and development*. Palo Alto, CA: Consulting Psychologists Press, Inc.
- Quenk, N. L. (1993). *Beside ourselves: Our hidden personality in everyday life*. Palo Alto, CA: Davies-Black Publishing, an imprint of Consulting Psychologists Press, Inc.
- Quenk, N. L. (2000). *In the grip: Understanding type, stress, and the inferior function* (2nd ed.). Palo Alto, CA: Consulting Psychologists Press, Inc.



Consulting Psychologists Press, Inc.
3803 East Bayshore Road, Palo Alto, CA 94303
800-624-1765

www.cpp-db.com

Interpreter's Summary

PREFERENCE CLARITY INDEXES FOR REPORTED TYPE: INTJ

Introversion: Moderate (11)

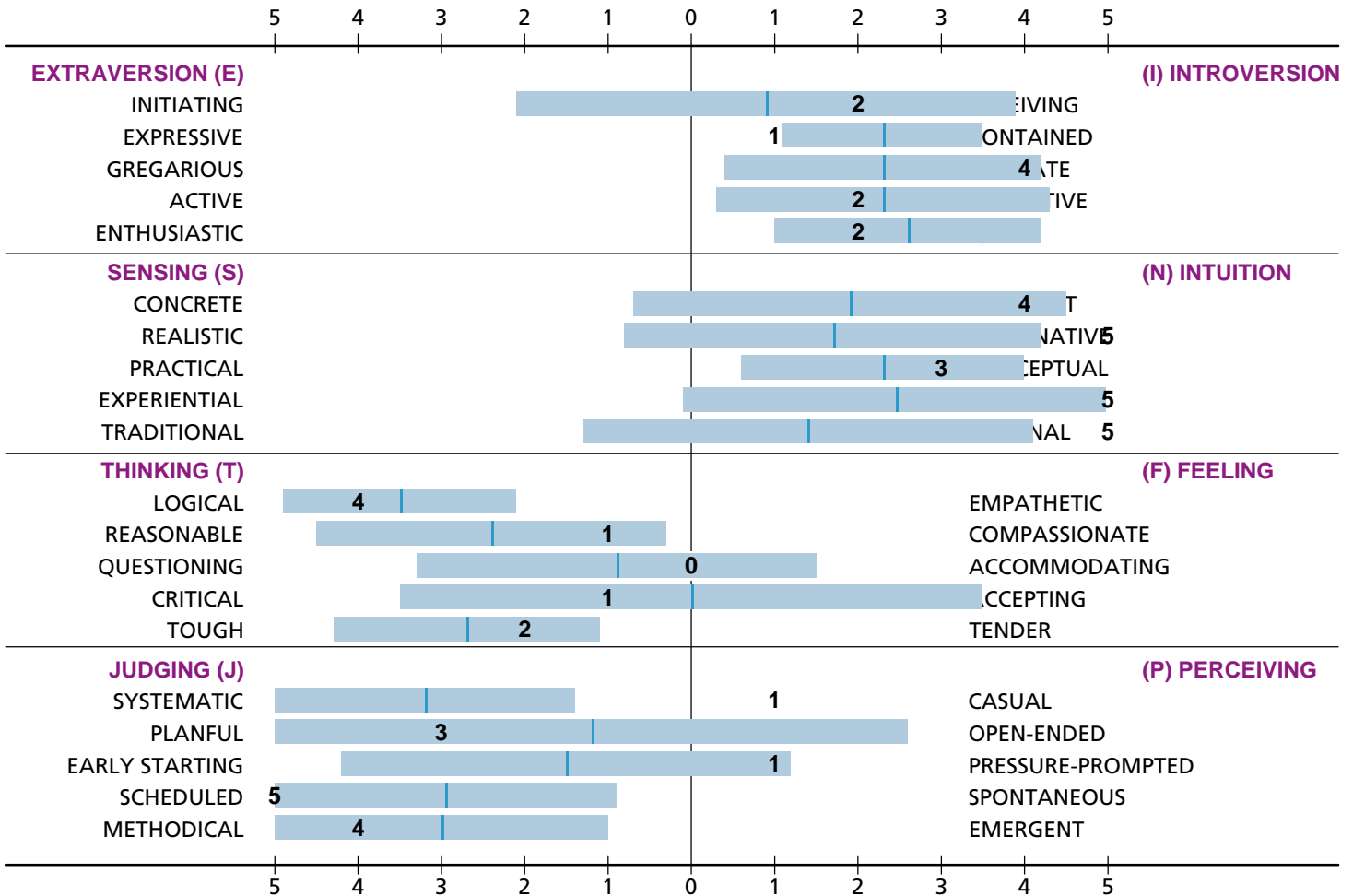
Intuition: Clear (23)

Thinking: Moderate (12)

Judging: Slight (2)

FACET SCORES AND THE AVERAGE RANGE OF SCORES FOR OTHER INTJs

The bars on the graphs below show the average range of scores that occurred for the INTJs in the national sample. The bars show scores that are -1 to +1 standard deviations from the mean. The vertical line in each bar shows INTJs' mean score. The bold numbers show the respondent's scores.



POLARITY INDEX: 63

The polarity index, which ranges from 0 to 100, shows the consistency of a respondent's facet scores within a profile. Most adults score between 50 and 65, although higher indexes are common. An index that is below 45 means that the respondent has many scores in or near the midzone. This may be due to mature situational use of the facet, answering the questions randomly, lack of self-knowledge, or ambivalence about use of a facet. Some such profiles may be invalid.

Number of Omitted Responses: 0

